

# SIGNATURE SERIES

QUALITY MADE AFFORDABLE.



This 150" model meets the high demands of the EMS community. It has been pre-engineered and pre-configured with the most popular customer requests.

The Signature Series is the newest model to the Braun portfolio. Braun passionately believes that "quality isn't cheap, but it should be affordable". The Signature Series is a direct result of customer requests and has been preconfigured and pre-engineered to provide an economical price!

This model offers superior outside storage space and maintains the Braun exclusive Solid Body™ Construction, EZ Glide™ Sliding Door, MasterTech™ Multiplex Electrical Control System, Eberhard Free Floating Latches and Braun

exclusive VitalMax™ Lighting System. The Signature Series has unique design features included in the module: all-LED warning lights, structurally superior, aluminum welded interior cabinets, and more customer usable payload. The cabinets utilize Braun's "Take The Edge Off" rounded corners. We have preconfigured the outside storage space to accommodate a stair chair; the interior has a second action area to accommodate a defibrillator; and a customized front wall ALS cabinet with locking drug cabinet are included in this decked out 150" module.



**BRAUN**  
CUSTOM AMBULANCES  
*Built for Life*



# SIGNATURE SERIES



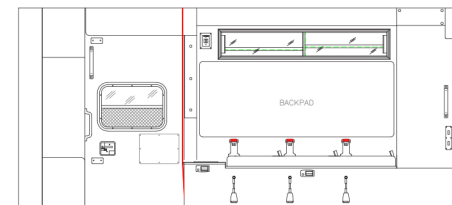
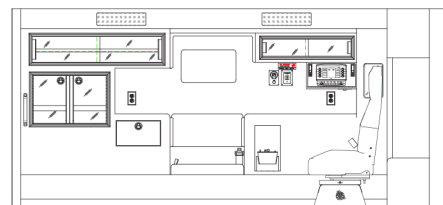
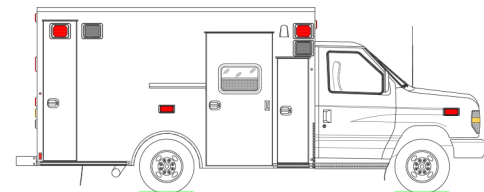
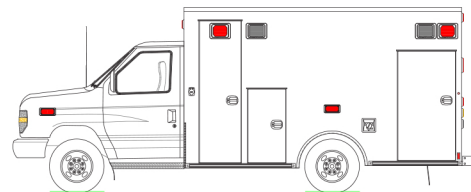
## QUICK SPECIFICATIONS

	Ford E-350(G)	Chevy G-3500	Ford F-350
Wheel Base	138	139	165
Overall Length	253.75	260	282.5
Overall Width	95	95	95.5
Overall Height	100.25	102.5	105
Module Length	150	150	150
**Module Width	**93	**93	**93
Module Headroom	68	68	68

*\*\*Add 2" for overall width to include the rub rails and exterior side warning lights.*

## FEATURES & BENEFITS:

- Braun's Exclusive SolidBody™ Construction | **Safety, Stronger Yet Lighter Module**
- Life-Time Transferable Structural Warranty | **Greater Value & Lower Life Cycle Cost**
- SealTite™ Doors | **Eliminates Weather & Road Debris Entering Compartment**
- MasterTech™ Multiplex Electrical Control System | **Ease of Use & Maintenance**
- Fully Welded-in Aluminum Interior Cabinetry | **Stronger & Lighter Weight**
- Preconfigured Customized Interior | **Ergonomically Designed Interior**
- "Take The Edge Off" Rounded Interior Aluminum Cabinets | **Safety**
- Eberhard Free Floating Latches | **Ease of Use & Maintenance**
- Anti-corrosion Package | **Prolonged Usage & Better Aesthetics**
- Aluminum, One-piece Headliner | **Safety, Stronger & Lighter**
- VitalMax™ Lighting System | **Superior Shadowless Lighting**
- LED Warning Light Package | **Brighter & Efficient**
- EZ Glide™ Sliding Door | **Safety**



1170 Production Drive  
Van Wert, OH 45891



Toll Free: 877-344-9990  
[www.BraunAmbulances.com](http://www.BraunAmbulances.com)

